

# WHAT IS THE FRUIT OF THE SPIRIT?

This week we are looking at the Holy Spirit as God our helper. We try to explain the Holy Spirit so that the children understand who He is. We describe Him as God our helper.

After last week's initial introduction to the Holy Spirit, today we will start to look at The Fruit of the Spirit. We try to explain that when we invite the Holy Spirit (God our helper) to live in our heart, we begin to become more like God showing, love, joy, peace, etc.

If you missed last week's video (3<sup>rd</sup> January), please go back and watch it as it should help understand this week's.

### Memory Verse

You can use this song to help you learn this month's memory verse:

[kingschurchlondon.org/kids-at-home/#the-fruit-of-the-spirit](https://kingschurchlondon.org/kids-at-home/#the-fruit-of-the-spirit)

**“But the Spirit gives love, joy, peace, patience, kindness, goodness, faithfulness, gentleness and self-control.”** – Galatians chapter 5 v22

### To Watch and Learn

This week's *Kids at Home* video is available now on the King's website. There are worship songs, fun activities, a memory verse, and interactive storytelling from the Bible. Here is the link –

[kingschurchlondon.org/kids-at-home/](https://kingschurchlondon.org/kids-at-home/)



### Adults

The Holy Spirit living in us may not be something you have spoken about with your child before. If you want to chat about this with them, our advice would be to keep it simple, remind them that the Holy Spirit is God our helper and if we want to be more like God, we can ask Him to help. As we spend time with God building a relationship with Him (remember the 4 Ws – Welcome, Word, Worship, Witter) we start to bear fruit and become more like Him showing love, joy, peace, etc.



**Following Jesus** – If while having these conversations, you start to talk about making a decision to follow Jesus, this might be a good video to watch as it explains what Jesus did on the cross for us: [youtu.be/NDL3Eq5YWjA](https://youtu.be/NDL3Eq5YWjA).

## To Pray

Why not start off by seeing if you can remember any of The Fruit of the Spirit. Remind the children that the Holy Spirit is referred to as God the helper.

Is there a Fruit of the Spirit that they would like to grow in? Remember, the Holy Spirit can help us.

Ask the children to choose one and as they do, they can try and draw a picture which symbolises that fruit. Here are some examples for you.

For wanting to grow in love, they could draw a picture of themselves and a huge heart and for wanting to grow in joy, they could draw a picture of themselves with a huge smile.

## To Worship

### This month's song list

We'll be using this song to worship Jesus this month:


*Coming Alive* by Cheeky Pandas – [kingschurchlondon.org/kids-at-home/#coming-alive](https://kingschurchlondon.org/kids-at-home/#coming-alive)

## Activities

**Colouring sheet** – If you have a printer there's a colouring sheet you can print off and colour in.

# Fruit Of The Spirit

Galatians 5:22-23







**I'm a tree planted by the water**

# Fruit of the Spirit

For the fruit of the Spirit is in all goodness and righteousness and truth; ~Eph 5:9

Each number represents a letter of the alphabet. Decode the words by finding the letters represented by the numbers.



20	7	13	5							
7										
18										
11			11					11		
2		16	5	3	17	5		7		
15			18					21	7	14
1	3	8	12	6				10		
1			20					18		
12	5	19	16	5	9	3	18	17	5	
9			18					2		
8		19	5	5	4	18	5	2	2	
18			2							
11			2							

A	C	D	E	F	G	H	I	J	K	L
M	N	O	P	R	S	T	U	V	Y	
1	2	3	4	5	6	7	8	9	10	11
F	S	A	K	E	H	O	I	R		
12	13	14	15	16	17	18	19	20	21	